

## WEST AREA COMMITTEE 11<sup>th</sup> February 2015

<b>Title of paper:</b>	<b>WARD PERFORMANCE REPORTS Q3</b>	
<b>Director(s)/ Corporate Director(s):</b>	Andy Vaughan, Director of Neighbourhood Services	Wards affected: Aspley, Bilborough and Leen Valley
<b>Report author(s) and contact details:</b>	Heidi May, Locality Manager, 07983718859 <a href="mailto:heidi.may@nottinghamcity.gov.uk">heidi.may@nottinghamcity.gov.uk</a>  Neighbourhood Development Officers:  Sioban Campbell, 0115 8833738 <a href="mailto:sioban.campbell@nottinghamcity.gov.uk">sioban.campbell@nottinghamcity.gov.uk</a>  Julianne Christou 0115 8833739 <a href="mailto:julianne.christou@nottinghamcity.gov.uk">julianne.christou@nottinghamcity.gov.uk</a>  Deborah Wilson 0115 8833741 <a href="mailto:deborah.wilson@nottinghamcity.gov.uk">deborah.wilson@nottinghamcity.gov.uk</a>	
<b>Other colleagues who have provided input:</b>	Dave Halstead, Head of City Services <a href="mailto:dave.halstead@nottinghamcity.gov.uk">dave.halstead@nottinghamcity.gov.uk</a>  Leslie Marriott, Crime and Drugs Partnership Analyst <a href="mailto:leslie.marriott@nottinghamcity.gov.uk">leslie.marriott@nottinghamcity.gov.uk</a>	
<b>Date of consultation with Portfolio Holder(s) (if relevant)</b>	Not relevant	
<b>Relevant Council Plan Strategic Priority:</b>		
Cutting unemployment by a quarter		<input checked="" type="checkbox"/>
Cut crime and anti-social behaviour		<input checked="" type="checkbox"/>
Ensure more school leavers get a job, training or further education than any other City		<input checked="" type="checkbox"/>
Your neighbourhood as clean as the City Centre		<input checked="" type="checkbox"/>
Help keep your energy bills down		<input checked="" type="checkbox"/>
Good access to public transport		<input checked="" type="checkbox"/>
Nottingham has a good mix of housing		<input checked="" type="checkbox"/>
Nottingham is a good place to do business, invest and create jobs		<input checked="" type="checkbox"/>
Nottingham offers a wide range of leisure activities, parks and sporting events		<input checked="" type="checkbox"/>
Support early intervention activities		<input checked="" type="checkbox"/>
Deliver effective, value for money services to our citizens		<input checked="" type="checkbox"/>
<b>Summary of issues (including benefits to citizens/service users):</b>		
<p><b>The following is a brief summary by the respective Ward Neighbourhood Development Officers highlighting key issues:</b></p> <p><b><u>WARD: ASPLEY, (Aspley, Bells Lane and Broxtowe Beats) Neighbourhood Development Officer, Sioban Campbell</u></b></p> <p><b>Key Successes</b></p> <ul style="list-style-type: none"> <li>Aspley Light up event on the 28<sup>th</sup> November 2014</li> <li>Broxtowe Community Group Christmas Event – 29<sup>th</sup> November 2014</li> <li>The Christmas Events held across the Aspley Ward</li> </ul>		

- The Tick Tock All Stars Christmas event at the Hope Centre
- The Aspley and Strelley Talent Show on the 13<sup>th</sup> December at the Strelley Social Club

### **Emerging issues**

ASB issues on the Bells Lane Estate.

### **The NAT (Aspley Neighbourhood Action Team)**

February – Mental Health presentation

### **WARD: Bilborough (Balloon Woods, Bilborough, Denewood and Strelley Beats) Neighbourhood Development Officer, Julianne Christou**

#### **Key Successes**

- The 2014 Report on Children's Well-being has been published and Charlotte Malik is meeting with partners across the council and other agencies to look at ways to address the findings.
- The Christmas Festival was a great success, with attractions and activities along Bracebridge Drive, in the Library, at St Johns Church Hall and the Pelican Car Park.
- Plans for the refurbishment of Strelley Social Club with improvements to the exterior are being drawn up. A big celebration, organised by Travel Right on Sunday 14<sup>th</sup> December was enjoyed by 200 children and parents.

#### **Emerging issues**

- A small number of young people causing anti-social behaviour in one area, another group has emerged in another area. NAT partners and other agencies are working together to deal with this issue.
- Parking remains a huge issue for many areas, consultation is ongoing with local residents
- The Cranwell Road demolition is an ongoing issue.

#### **Events Planned**

- A Ward Forum in March
- Dementia training for staff

#### **What is the Neighbourhood Action Team (NAT) focusing its work on?**

- The NAT continues its work on reviewing ward priorities, and the next phase will be to strengthen actions around the health theme. Looking at how to promote awareness about cancer screening and dementia both for staff and residents.
- Continuing to work with young people and how they can support older people in the Ward, through the 'Our Place Project'.
- Supporting the work of the Great Project and the Poster competition.

### **WARD: Leen Valley (Beechdale, Ainsley and Hyson Green Beats) Neighbourhood Development Officer, Deborah Wilson**

#### **Key Successes**

- Christmas, Eid and Diwali lights in Aspley Lane
- A consensus has been achieved regarding restrictions on Cheslyn Drive and Oakwood Drive.
- Councillors have supported the creation of starter plots at Moorfield Allotments
- A partnership with Groundwork and Nottingham to conduct research in Leen Valley Ward has moved forward. A student has been appointed to conduct the research and sampling strategies and research tools are being developed. The aim of the research is to find out what services are being used where by Leen Valley Residents; to assess needs for future developments and find out if any residents want to become more involved in community

activity. This work is funded by the University.

- Finding a community venue for Youth work at New Whitmore Baptist Church

### **Emerging issues**

- Antisocial behaviour from certain properties in Meadow Brown Area.
- Supporting Roma community to learn English as a building block for improved integration and cohesion.

### **Events that have happened**

- Neighbourhood Coffee Evening and Christmas Lights Event

### **Events planned**

- Democracy and voting registration event at Bluecoat Academy.
- Budget Consultation at Bluecoat Academy.
- Beechdale Local Action Group.

### **What is the Neighbourhood Action Team (NAT) focusing its work on?**

- Continuing to work with Bluecoat Staff and Students
- Progressing an add-on Poster competition to primary schools involvement in the 'Great' Project. The Great Project aims to raise awareness about healthy relationships.
- Enforcement issues around fly tipping and environmental issues.
- Further developing the Health Theme of the Priority Plan.

### **Recommendation(s):**

<b>1</b>	Area Committee note and comment on the Ward Performance Reports for quarter 2 - 2014/15
----------	---

## **1. REASONS FOR RECOMMENDATIONS**

- 1.1 Ward performance reports provide a descriptive and statistical picture of what is happening at a ward level and invite community representatives to comment, debate, challenge and identify how they can add value to improve their neighbourhoods.
- 1.2 Ward performance reports also monitor progress in the wards and act as a catalyst.

## **2. BACKGROUND (INCLUDING OUTCOMES OF CONSULTATION)**

- 2.1 Neighbourhood Working has been important for a number of years in Nottingham as a means of engaging better with citizens and to drive forward service improvement.
- 2.2 The Nottingham Plan has a goal that “public service delivery will be better integrated and appropriately devolved, ensuring more accessible and responsive services for all, and giving residents more control over what happens in their neighbourhoods”; the Ward Performance Reports help to support this.
- 2.3 The Ward Performance Reports capture work at a local level to support the Nottingham Plan; it is a short summary of key updates on priorities and issues in the ward. More detailed implementation plans sit behind the report, such as the Ward Plans and other partners’ implementation plans.
- 2.4 It was agreed by the North Locality Board, that the focus for the Board moving forward would be Employability, Domestic Violence and Violence, Public Realm and Anti Social Behaviour. The board will maintain a focus on crime, but the targets have been broadened out to reflect the local needs and priorities of the North. The

Locality Board, together with partners will take a proactive approach. The board will be reviewing evidence including statistics every month to ensure good progress. Area Chairs, or their nominated representatives are invited. Minutes are issued to all Ward Councillors.

- 2.5 The Ward Performance Reports are co-ordinated by Neighbourhood Development Officers every quarter, with the data analysis undertaken by the Crime and Drugs Partnership.

### **3. OTHER OPTIONS CONSIDERED IN MAKING RECOMMENDATIONS**

- 3.1 None

### **4. FINANCIAL IMPLICATIONS (INCLUDING VALUE FOR MONEY/VAT)**

- 4.1 None

### **5. RISK MANAGEMENT ISSUES (INCLUDING LEGAL IMPLICATIONS AND CRIME AND DISORDER ACT IMPLICATIONS)**

- 5.1 Consideration of the above is integral to all the activity that is contained in this report. Reduction of crime and disorder is a key goal of a large proportion of the initiatives described.

### **6. EQUALITY IMPACT ASSESSMENT**

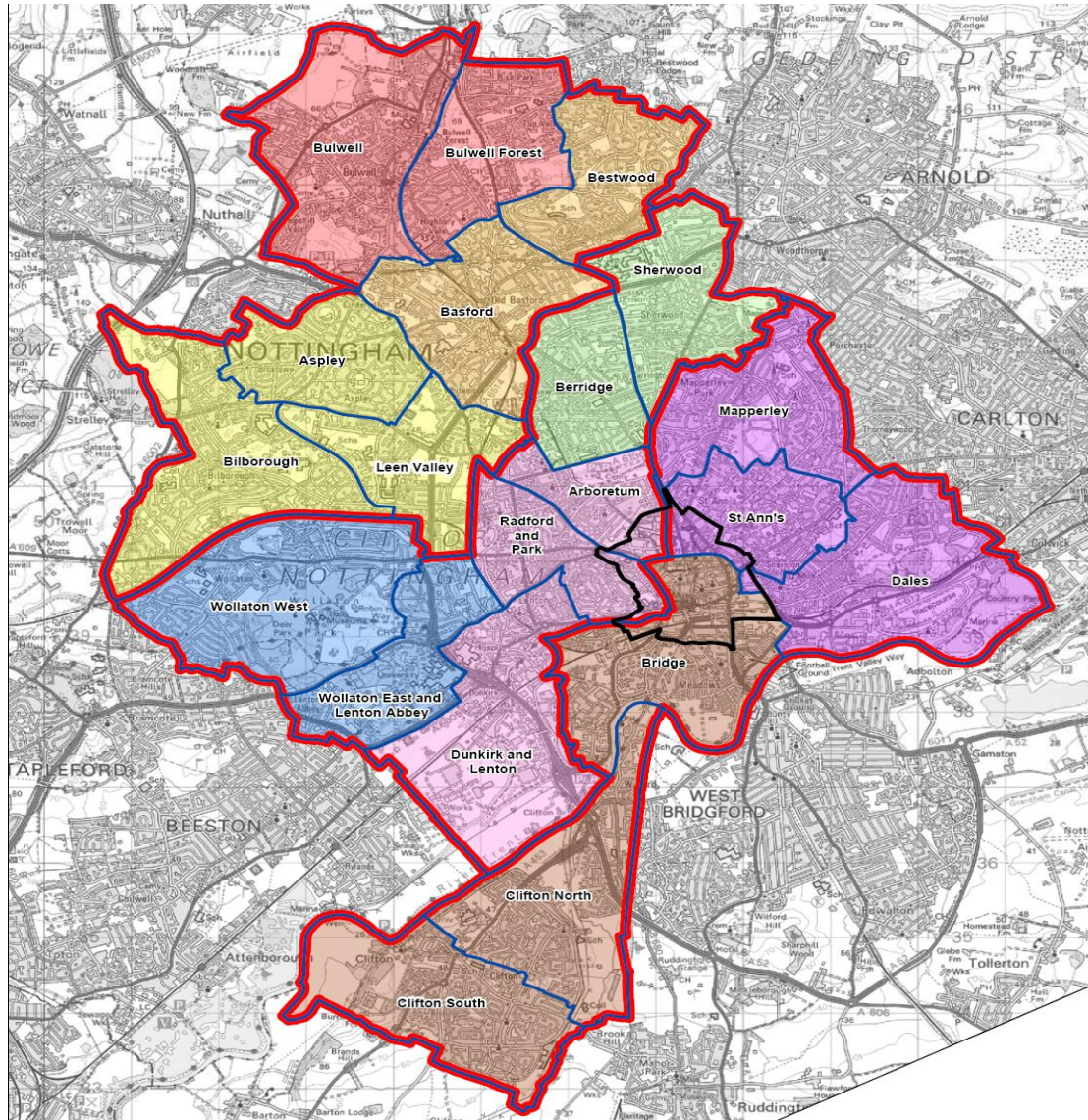
Has the equality impact been assessed?	<input type="checkbox"/>
Not needed (report does not contain proposals or financial decisions)	<input type="checkbox"/>
No – not needed	<input checked="" type="checkbox"/>
Due regard should be given to the equality implications identified in the EIA	<input type="checkbox"/>

### **7. LIST OF BACKGROUND PAPERS OTHER THAN PUBLISHED WORKS OR THOSE DISCLOSING CONFIDENTIAL OR EXEMPT INFORMATION**

- 7.1 Neighbourhood Working Framework 2012 CLT report.

### **8. PUBLISHED DOCUMENTS REFERRED TO IN COMPILING THIS REPORT**

- 8.1 None.



# Aspley



# Aspley - Ward Priorities

Ward:	
Aspley Ward STRATEGIC THEME -	Aspley Ward LOCAL PRIORITIES
<b>Families Nottingham</b>	<ul style="list-style-type: none"> <li>a) <b>Embed Family Support Strategy via use of Family Support Pathway at a Ward Level</b> (Improve Services and support available for young people and families)</li> <li>b) <b>Work with Partners to improve early intervention with Families inc increasing use of CAF, referral routes into Family Community Team Family Support services and workforce development</b> (Improve quality of life and aspirations for young people)</li> <li>c) <b>Increase awareness and engagement of the impact on children and young people of domestic violence</b> (Behaviours of young people)</li> <li>d) <b>Review approaches to delivering services for Children and young people living within the Aspley Ward</b> (Lack of appropriate provision for young people)</li> </ul>
<b>Neighbourhood Nottingham</b>	<ul style="list-style-type: none"> <li>a) <b>Maintain 4* rating by NCH tenant inspectors</b> (The rating now includes opportunities for involvement, partnership working alongside the cleanliness of the estate)</li> <li>b) <b>Improve visual appearance of neighbourhoods</b> (Improve cleanliness in ward; ii) Tackle grot spots; iii)Overgrown hedges and untidy gardens</li> <li>c) <b>Reduce incidents of dog fouling on streets</b></li> </ul>
<b>Safer Nottingham</b>	<ul style="list-style-type: none"> <li>a) <b>Anti Social Behaviour</b></li> <li>b) <b>Drugs</b></li> <li>c) <b>Criminal Damage</b></li> </ul>
<b>Healthier Nottingham</b>	<ul style="list-style-type: none"> <li>1) Sexual Health</li> <li>2) Alcohol/ or smoking (Community groups/Cllrs and NAT to decide of the two)</li> <li>3) Mental health or Child &amp; Adult Obesity (Community groups/Cllrs and NAT to decide of the two)</li> </ul>
<b>Working Nottingham</b>	<ul style="list-style-type: none"> <li>a) <b>Jobs</b></li> <li>b) <b>Training</b></li> </ul>

# Aspley Ward Community Engagement

## Ward Walk

Area/ Estate	Date/ Time	Meeting Point
Broxtowe Estate	10.30am 13 <sup>th</sup> February 2015	Aspley Housing Office, Strelley Road

## Community Events / Activities / Engagement

Area/ Estate	Date/ Time	Meeting Point
Aspley Intergenerational Tea Dance Valentines Special	1.00pm, Friday 13 <sup>th</sup> February 2014	Minver Crescent Sports Centre, Minver Crescent, Aspley NG8 5PN
Aspley Communities Taking Control Work Ethic and Works Experience Programme	26 <sup>th</sup> January 2015, for 12 weeks	Aspley Ward
Aspley Ward Children activities at Phoenix Adventure Playground and Schools out programme at Minver Sports Centre	16-20 <sup>th</sup> February 2015 – Half Term week including	Phoenix Adventure Playground, between 52 and 54 Westleigh Road, Broxtowe Estate  Schools Out, Minver Sports Centre, Minver Crescent, Aspley NG8 5PN

# Finance

## **Aspley Ward Councillor Budgets**

Total Amount committed this period £7,870.00

Budget Remaining £34,565.03 (2014/2015)

## **Aspley Area Capital Fund**

Total Amount committed this period £12,000.00

Total amount decommitted this pioerd £15,000.00

Budget Remaining £3,000.00 (2013-2015)

## **Others – Section 106**

None this period

## **Aspley NCH ‘Environmentals’**

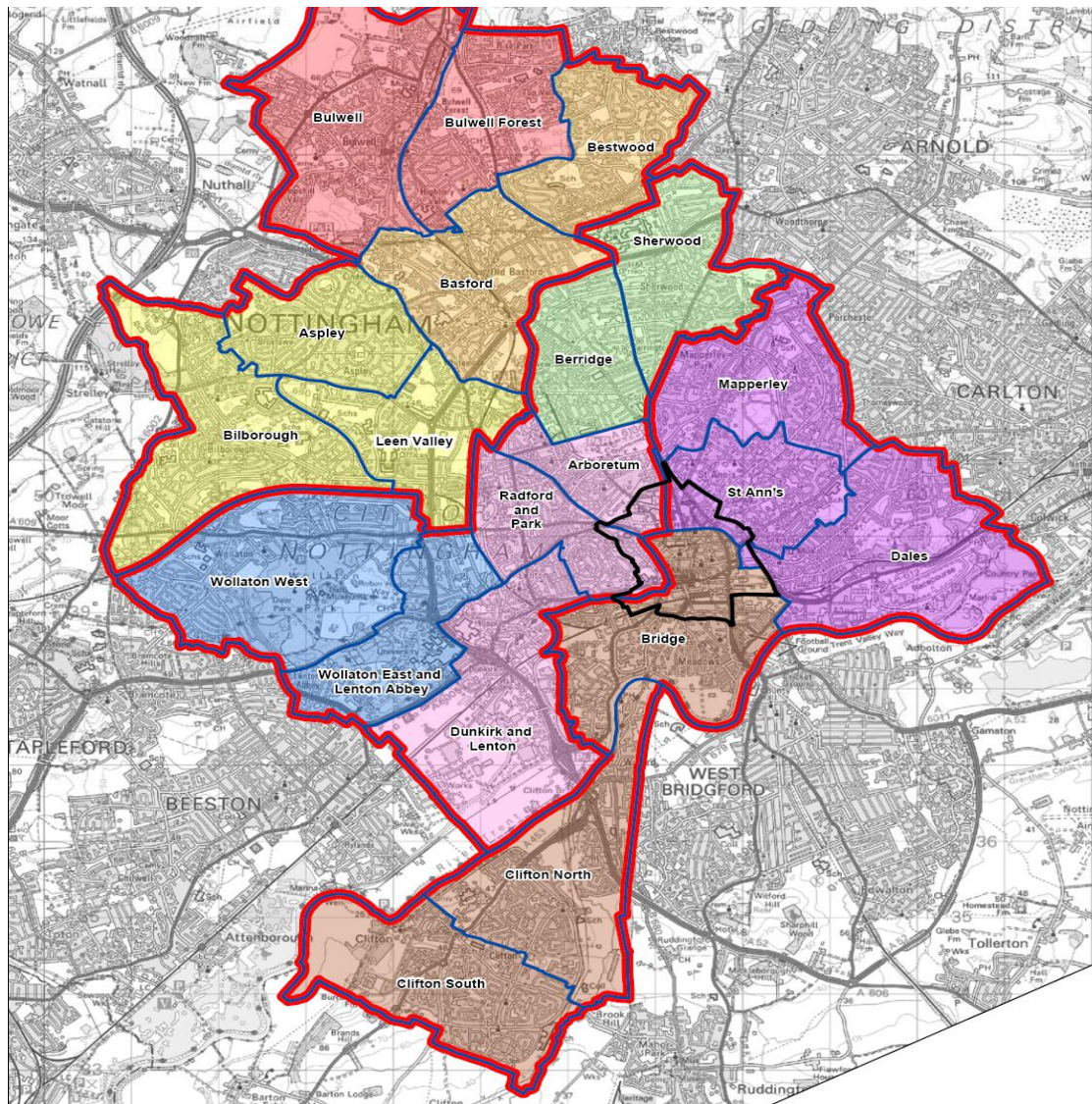
Total Amount committed this period £0

Budget Remaining £18,500.25 (2014/2015)

## **Other Funding**

None this period





# Bilborough

# Bilborough Ward Priorities

Theme	Priorities	Key Actions	Outcome (Methods of evaluation)	Lead
Safer	To increase the number of people signed up to and using the Neighbourhood Alert Scheme (NAS) in the Ward	To use the Neighbourhood Action Teams (NAT) potential to publicise the Alert Scheme at every engagement opportunity with the public. e.g. Roadshows being planned for the Denewood, Strelley & Balloon Woods Beats Spring 2015.	Increased numbers across the area will ensure more effective crime prevention/engagement.	<b>Police</b>
	Utilise the Alert system to increase and promote Neighbourhood Watch (NHW) throughout the ward.	Partners involved in the NAT to promote and identify potential coordinators from the community. Especially in groups under represented in the ward.	NHW will be key to delivering quality community engagement, crime prevention, and give the community the opportunity to help reduce crime and ASB.	<b>Police</b>
	Reduce crime and Anti Social Behaviour in the Bilborough Ward.	To agree suitable priorities through the NAT, based on Community feedback through engagement by all NAT agencies.	Problem solving plans will be produced and	<b>Police</b>

	<p>Ensure this is linked to the concerns and fears of the community in our priority setting process.</p> <p>Safeguarding</p>	<p>To utilise NAT process to deliver joint services approach to reduce crime and Anti Social Behaviour (ASB). Feedback from the community in the four Bilborough beats showed the main concerns raised are ASB:</p> <ol style="list-style-type: none"> <li>1. Youths using mini-motos in an anti-social manner</li> <li>2. Rowdy nuisance behaviour</li> <li>3. Groups of youths hanging around</li> <li>4. Speeding</li> </ol> <p>The big group of YP causing ASB earlier in the year has decreased due to the targeted coordinated work by Police, Family &amp; Community Team (FCT) &amp; Nottingham City Homes (NCH). However a very small group travel around the area causing ASB. The police are targeting this group, being fluid with their patrols and actions so can maintain their efforts to reduce the offending.</p> <p>Councillors looking into improving lighting at the Bilborough Library. Fire service to support patrol of 'Hot Spots' &amp; use of community outreach vehicle for future events</p> <ol style="list-style-type: none"> <li>1) The Great Project in local primary schools (yrs 5 &amp; 6)</li> <li>2) Bilborough families are being referred to the 'Stronger Families Programme'.</li> <li>3) 'Duty System' currently delivered at Broxtowe Children's Centre, Mon-Fri 8am - 6pm.</li> </ol>	<p>maintained by Police. Each plan will evaluate the outcome of the priority. The plans will be 'SMART'. We will ensure the work conducted is fed back into the community.</p> <p>Hot spot areas are seeing a vast improvement, due to targeted work. The location is fluid.</p> <p>Support children in their positive relationships Offers families support with DV, behaviour, benefits etc.</p>	<p><b>Police and Neighbourhood Action Team (NAT) Partners</b></p>
--	--	--	--	---

	Develop links between the NAT process and Schools in the Ward. This would help improve engagement with young people in the area, and ensure the Schools are involved in the local community.	<p>Help to establish Student Councils within our schools. These Councils will then be able to represent the needs of the school and the young people who attend them. NDO to visit the newly elected School Council at the New Academy, Bluecoat &amp; Beechdale Academy (formally Hadden Park High) Spring '15.</p> <p>To use the information in the Well being Report for Bilborough (Nov '14) to inform NAT partners work with children and their families.</p>	Effective engagement/ inclusion of the schools in our area. Empowering young people to be part of the problem solving process in our area will enable us to prevent crime and ensure interventions are relevant to this group of people.	<b>NAT Partners</b>
	Fire Prevention	To approach local schools to deliver Riskwatch Fire and Burns Programme.	To increase fire safety awareness within the home and reduce dwelling fires.	<b>Fire Service</b>
		Posters to reduce accidental fires by older people have been put up in the local area, to be consulted on, to see if they help reduce fires.	Reduce fire risks for older people, by increasing awareness of risks.	
	Reduce speeding in the Ward	<p>Speeding initiatives to be carried out in Bilborough and main 'arterial' routes.</p> <p>Publicise initiatives to act as a deterrent.</p>	Enforcement action taken against offenders Increase awareness of speeding	<b>Police</b>

Neighbourhoods	<p>Improve appearance of Neighbourhoods/gardens/hedges</p> <p>Improvements to the local area</p>	<p>Complete Health and Safety Inspections and continue to carry out estate inspections to identify breeched of tenancy and ensure the estates reach the 4 Star standards. The 'Estate assessment' is based on the visual appearance &amp; partnership activity. To be achieved through community involvement activities &amp; enhanced partnership working: ward walks, attendance at Community Fun Days. Melbury Primary School to be approached to take part in 'Junior Ace Inspections'.</p> <p>Improvements to the Strelley Community Club supported by Ward Councillors, NCH &amp; Police. Demolition Work continues on the Cranwell Estate, frequent visits to check cleaning, security &amp; fire, that it's free from Vandalism. Increased patrols by NCH and CPO's.</p>	<p>To achieve 4 stars by Improved appearance, reduction in rubbish, increased community pride</p> <p>Ongoing to support safety local people and of the area.</p>	<p><b>Nottingham City Homes (NCH) City Services</b></p> <p><b>City Services/Jane Ludlow / Community Protection Officer (CPO)</b></p>
	The Neighbourhood to be as clean as the City centre	New winter schedules for working in place.	Improved appearance, reduction in rubbish, increased community pride	
	Reduce dog fouling within the ward	<p>Build on relationship with local schools to involve students in promoting responsible dog ownership. Environmental issues litter/Dog fouling, from Police surveys passed to CPO's &amp; City Services.</p> <p>Proposed Dog Chipping Day at market in Spring '15, in line with law all dogs must be micro chipped by 6<sup>th</sup> April 2016</p>	<p>CPO's in area every day.</p> <p>Increase awareness of reporting Dog Fouling, dog tagging, recycling.</p>	

	Car Parking	Car Parking remains an ongoing issue for many residents. The consultation results for 'residents' only scheme in the Ambergate area in June '14 did not demonstrate the need for a scheme.	Identify parking problems and look at possible solutions.	<b>Councillors/Parking Enforcement/Police/CPO's.</b>
	Transformation Plan	Partners to resolve long term/ongoing issues through the NAT meetings, including Old Coach Road, Balloon Woods, Bracebridge Drive.	Improve the area  Reduce fly tipping. Bins checked every day.	<b>NAT partners</b>
Families	More activities for young people	<p>FCT will work with partners via the established Bilborough network to increase provision of diversionary activities across the ward</p> <p>Ongoing discussions between FCT, Groundworks, NDO, NCH &amp; partners to support Youth provision in the area.</p> <p>FCT finance 'Jigsaw' holiday clubs at the Glenbrook site, for 4-11yrs.</p> <p>'Diddy Dots' sessions accessed by Bilborough families, in partnership with health visitors</p> <p>Activities at Bilborough Library before the Christmas Holidays. Groundwork currently having 'outreach' sessions to engage with young people, not engaging in activities.</p>	<p>An increased activity timetable of partnership events.</p> <p>Helps support the development of language, motor skills etc.</p>	<b>FCT</b>
	Welfare Reform Awareness	FCT can provide advice and guidance and offer support on debt management.	Case studies evidence a self assessed improvement in money management/	

			understanding of benefit entitlement.	
	Welfare Reform Awareness	NCH rents team and welfare benefits appointments available at Aspley Housing Office Bilborough Library has Welfare Rights individual sessions. Ensure all NAT partners have access to available training.	To support local residents	<b>NCH</b>
	Improving Literacy	West 8 Partnership to coordinate with partners who provide literacy activities for adults. Including cake Decorating Courses at Glenbrook Primary School. Portland Primary School run literacy and numeracy courses for parent The Webster Stratton behaviour programme being delivered by Bilborough Children's Centre, for families with children 3-8yrs. Chatter Matters programme starting at Brockelwood Sept'14 Incredible years approach is being delivered at Broxtowe Children's Centre, Phoenix Adventure Playground Bilborough families being referred to this.	Encouraging adults to enjoy books and support their children's enjoyment. To support families with all aspects of life to improve 'life chances'.	<b>West 8 Partnership</b>
		Local Schools attend the local library for special topic based sessions to encourage the enjoyment of reading.	Encouraging children to enjoy reading books.	<b>Libraries &amp; Schools</b>
		Homework Club at Bilborough Library between 12-15 children at each session  Christmas Nottingham in Bloom event at the Bilborough library. Children and parents participated in an Arts & Crafts session and 74 children received a book.	Supporting children with their literacy 20 attended  40 adults & 74 children attended	<b>Libraries</b>



Health	Raising awareness of health	<p>FCT work in partnership with health to provide services within the Children's Centres or can support access to services.</p> <p>FCT activities for children, young people, and their parents/carers include health messages and healthy refreshments. Bilborough Families are referred to: Midwife Clinics Funky Fruit &amp; Veg Group (a healthy awareness group that shows how to cook healthy foods &amp; playing with your child). Weigh &amp; play clinics Physical activities promoted during summer holidays. Happy Little fingers: group for children with disabilities.</p>	<p>Softsmart monitoring demonstrates increase uptake. Case studies demonstrate self assessment of better understanding of health and importance of prevention Including food&amp; nutrition exercise and communication</p>	<b>FCT</b>
	Improve access to health related services in Bilborough	<p>FCT provides cook and eat sessions for parents/carers and their children.</p> <p>Promote local health services through the North Locality joint resource with Ridewise Partners to refer and promote health improvement services</p> <p>FCT are working towards establishing a group of volunteers from the Bilborough ward to support &amp; deliver the core offer The Bilborough Food Bank is now established, supporting people in the Bilborough Ward, run by local volunteers.</p>	<p>Session planning will evidence delivery of health messages and services. Monitoring demonstrates good uptake. Increased awareness of health Local people supporting other families</p>	<b>FCT &amp; NAT partners</b>

	Promote cycling in the ward	<p>TravelRight to work with groups &amp; individuals throughout the Bilborough Ward promoting physical exercise.</p> <p>Promote activities across the north locality Bilborough residents are interested in.</p>	Increase physical health & social & mental well being among all age groups.	<b>TravelRight</b>
	Improve access to health related services in Bilborough	<p>Partners to refer and promote health improvement services</p> <p>Health &amp; Well Being Roadshows in the planning stages for the four beats. Including promotion of cancer screening for winter and spring.</p>	To increase awareness, promote well being and knowledge of services	<b>NAT Partners Health</b>
	Identify health needs of older people, including long term conditions	Increase number of Change Maker Volunteers.	Being planned by HPO for North Locality while recruiting volunteers in Bilborough.	<b>Health, NAT Partners Travel Right</b>
	Increase engagement	<p>Partners to support engagement &amp; consultation opportunities with local community.</p> <p>Gather Bilborough health stats.</p> <p>Consult older residents &amp; partners on health needs and raise awareness of what activities are available in the area. 'Activity Sheet' produced &amp; distributed locally to local doctors, groups libraries etc.</p>	<p>Support for older people.</p> <p>Will need regular update.</p>	<b>Partners : FCT/ NCH/ Vol &amp; Com Groups, Groundworks, BEST</b>

		<p>'Our Place' initiative young people &amp; older people working together. A steering group is established. Hanover Court hosted the first event. Follow ups being organised.</p> <p>January NAT focusing on Health in Bilborough, including dementia.</p>	<p>To create volunteering &amp; employment opportunities for young people working with older people. Work with Jen Burton and Kate Fisher</p>	
	Raising educational attainment	<p>FCT will develop with partners a campus approach to adult learning on the Glenbrook/Children's Centre site to provide a pathway to education, training and employment.</p> <p>'Sing Your Way to School' working on Literacy, numeracy &amp; attendance (at Aspley Children's Centre).</p>	<p>Parents/carers who access the learning opportunities also access other FCT support and activities – increase reach figures.</p> <p>219 children from Bilborough are registered</p>	<b>FCT</b>
Working	Working Links	BEST & FCT are working with local residents who need support to get 'ready for work'	Increased confidence	<b>FCT, NCH &amp; BEST</b>
	Increase numbers of local volunteers	NCH to Promote 'working links.co.uk' as discussed in NAT.	Families engaging with the programme increasing in confidence and skills to be able	<b>NAT Partners &amp; local Voluntary organisations</b>

			to sustain employment.	
		Community Centres & groups etc to promote volunteering as a way of gaining skills to access work.		
	Promote NCH 'Tenant Academy' for training and involvement opportunities	Bilborough residents are aware of and can access training & courses through the Tenant Academy that will improve skills and competences to work on community projects and increase employability. New Spring courses include Food Safety, Childminding, Cut Your Bills, Painting & Decorating.	NCH tenants take up courses with Tenant Academy.	<b>NCH</b>
	Promote skills & training	Promote 'Our Place' project pilot to support young people and older people to work together. One event in July, one in August to plan for accessing funding.  Space' Arts Project continues for children & families	To support Young people gain skills and employment meeting the needs of older people. Building confidence and skill	<b>Groundwork, NCC, Hanover Court, BEST, Schools &amp; NAT partners</b>  <b>EIP Local primary schools</b>
		NAT to promote citywide initiatives which include: 1) Nottingham Jobs Fund 2) Employer Hub 3) Apprenticeship Hub 4) Local Community Jobs fairs NDO aim to promote through face book	To contribute to citywide targets Reduction in unemployment Improved readiness for work	<b>Economic Development</b>

# Bilborough Community Engagement

## Ward Walk

Area/ Estate	Date/ Time	Meeting Point
Westwick Road	Tuesday 10 <sup>th</sup> February	Corner of Westwick

## Community Meetings

Group	Date	Venue
Vale Management Meetings	30 <sup>th</sup> January 10-12	The Vale Community Centre
Coffee mornings at the Vale	Tuesdays 10.00-12.00	
DADTRA Meetings	5 <sup>th</sup> January 6.30 – 8.00	Denewood Crescent
Coffee Morning	Wednesday mornings 9.30-11am	
Beechdale AGM	21 <sup>st</sup> January 10.00 – 12.00	Beechdale Community Centre
Coffee Mornings	Every morning	

# Bilborough Community Engagement

## Events Delivered

Event	Lead Partners	Date/ Time	Venue
Christmas Festival	Midlands Events	December	Bilborough
Christmas Events Nottingham in Bloom for adults	Library	December 11 <sup>th</sup>	Bilborough Library
Arts & Crafts Christmas Activities for children	Library	December 11th	Bilborough Library

## Future Events and Activities Planned

Event	Lead Partners	Date/ Time	Venue
Our Place Events	Groundworks	20 <sup>th</sup> January 2015	Hanvover Court
Activities for Children	Library Services	Feb Half Term	Bilborough Ward Walk
Ward Forum	Bilborough Councillors and partners	4 <sup>th</sup> March 10-12	Beechdale Community Centre

# **Finance**

## **Ward Councillor Budgets**

Total Amount allocated this period £28,000.00

Budget Remaining Unallocated £82,214.80

## **Area Capital Fund**

Total amount committed this period £10,000

Total Amount decommitted this period £0

Budget Remaining Unallocated £643.00

## **Others – Section 106**

None this period

## **NCH ‘Environmentals’**

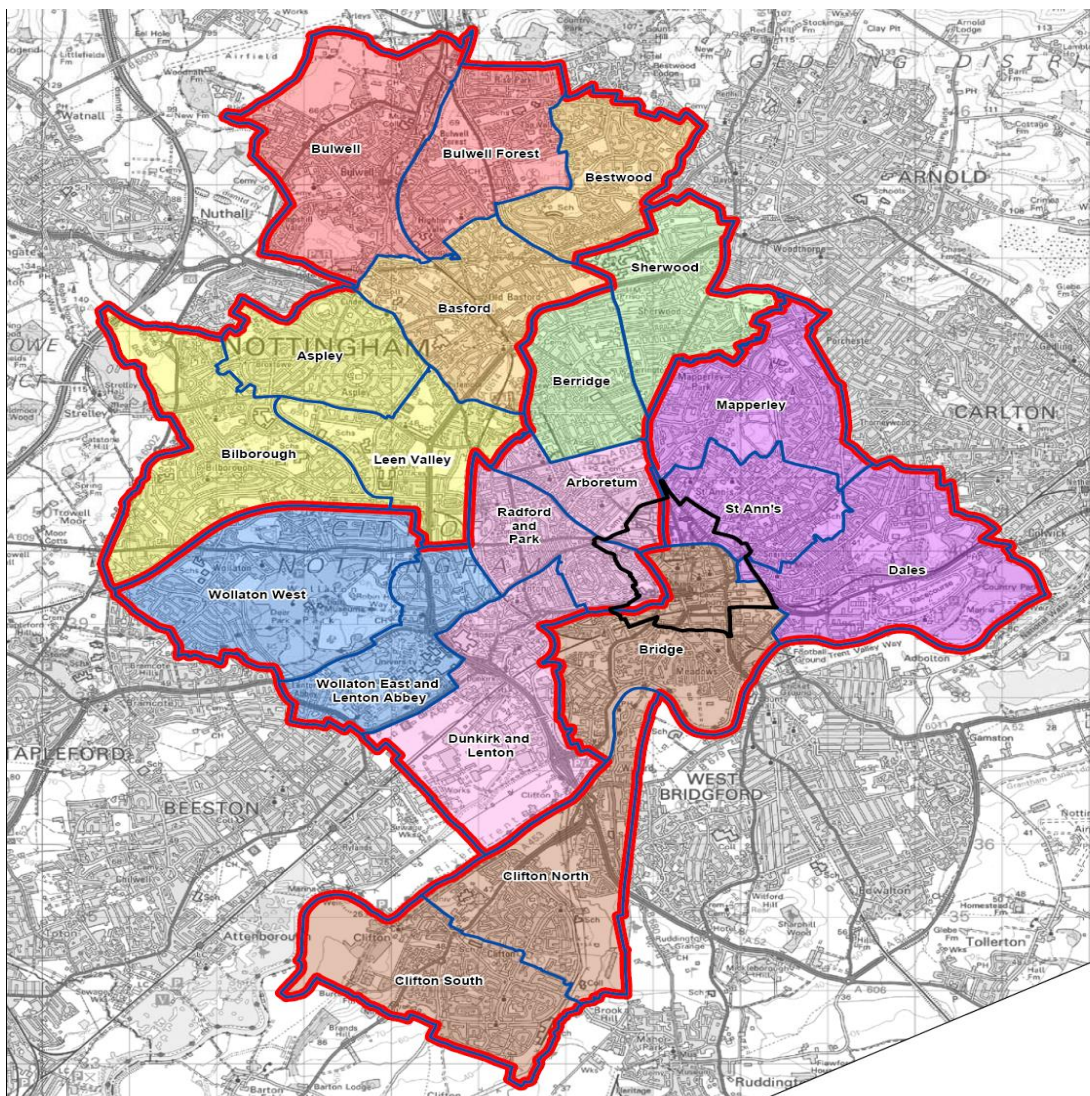
Total Amount committed this period £0

Budget Remaining £122,045.92

## **Other Funding**

None





# Leen Valley

## NAT Report

# Leen Valley Ward Priorities

Theme	Priorities	Key Actions	Outcome	Lead
Safer	To increase the number of people signed up to and using the Neighbourhood Alert Scheme in the Ward	To use the Neighbourhood Action Teams potential to publicise the Alert Scheme at every engagement opportunity with the public	<p>Increased numbers across the area will ensure more effective crime prevention/engagement</p> <p>Increase in beat statistics over a 6 month period have shown an increase between 162% and 278% across two Beats</p> <p>Improved reporting and communication between Police and community</p>	Broxtowe and Hyson Green Policing
	<p>Utilise the Alert system to increase and promote Neighbourhood Watch schemes throughout the Ward</p> <p>Enable Neighbourhood Watch Co-ordinators to share experiences and learn from one another</p>	<p>Identify active Alert users to approach as potential co-ordinators.</p> <p>Partners involved in the Neighbourhood Action Teams to promote and identify potential coordinators from the community, especially in our unheard sections of the community</p> <p>Create a Neighbourhood Watch Forum</p>	<p>More effective Co-ordinators with a greater coverage of the Ward</p> <p>Neighbourhood Watch will be key to delivering quality community engagement, crime prevention, and give the community the opportunity to help reduce crime and antisocial behaviour</p> <p>More joined up and effective Neighbourhood Watch Schemes</p>	Broxtowe and Hyson Green Policing

	<p>Reduce crime and antisocial behaviour in the Leen Valley Ward. Ensuring this is linked to the concerns and fears of the community in our priority setting process.</p>	<p>To agree suitable priorities through the Neighbourhood Action Team, based on community feedback, through the engagement by all Neighbourhood Action Team agencies. To utilise the Neighbourhood Action Team process to a deliver joint services approach to reduce crime and antisocial behaviour</p>	<p>Problem solving plans will be produced and maintained by the Police. Each plan will evaluate the outcome of the priority. The plans will be 'SMART'. We will ensure the work conducted is fed back into the community</p>	<p>Broxtowe and Hyson Green Policing</p>
	<p>Develop links between the Neighbourhood Action Team process and Schools in the Ward. This would help improve engagement with young people in the area, and ensure the Schools are involved in the local community.</p>	<p>Ensure that links are made between appropriate members of the Neighbourhood Action Team and an identified member of the school staff and the Student Council.</p> <p>Use the stronger links with schools to help young people influence Neighbourhood Action Team priorities and actions in the Ward.</p> <p>Help to establish Student Councils within our Schools. These Councils will then be able to represent the needs of the School and the Young people who attend them. Student Councils will empower the young people in the area to help solve and influence NAT priorities.</p>	<p>Effective engagement/inclusion of the Schools in our area. Empowering young people to be part of the problem solving process in our area will enable us to prevent crime and ensure interventions are relevant to this group of people</p>	

	Fire Prevention	Undertake home safety checks based on risk	Reduced fire risks for vulnerable people	Notts Fire Service
	Reduce speeding cars in the Ward	Identify hotspots using intelligence from partners and the community  Hold community 'speedwatch' sessions in places identified. Publicise initiatives to act as a deterrent	Improved awareness of speeding	Police
	Work to reduce school traffic congestion and improve road safety in Kingsbury Drive	Implement key actions identified by the Kingsbury Drive Task Group, amongst which include: <ul style="list-style-type: none"> <li>• Setting up a Park and Stride</li> <li>• Changing parents behaviour</li> <li>• Training Community Protection Officers and other in parking regulations</li> <li>• Intensive parking action at key times</li> <li>• Parent, children and resident education aimed at raising awareness</li> <li>• Consultation on parking and waiting restrictions</li> </ul>	Reduced accident risks, less congestion in a residential area and improved school journeys	Locality Management and Road safety
<b>Neighbour-hoods</b>	Improve ways people can get together and access information and services	Support Community groups and organisations to hold events  Install notice boards at key locations and develop joint publicity material.	Increased community engagement will enable effective solutions to be found to community problems  Improved community relations and uptake of services	Locality Management And Nottingham City Homes

		<p>Seek to establish interest in a Tenants and Residents Association, especially in the Kennington Road and Southwold Estate</p>	<p>Published information on how to access services, local events and community information to keep people informed</p> <p>Enabling community members to work with each other and services to make changes to improve their neighbourhood</p>	
	Target litter, dog fouling and fly tipping hotspots	<p>Promote bulky waste appointment service through Nottingham City Homes and Community events</p> <p>Reduce contaminated bins</p> <p>Encourage residents to use alleys to store bins around Kennington Road and Southwold estates. Obtain keys to gates of alleys to enable this to happen</p> <p>Undertake 3 joint environmental audits with City Services, Community Protection and Nottingham City Homes</p> <p>Joint litter pick with Bluecoat School students</p> <p>Provide publicity enabling people to know how best to report what to</p>	<p>Increased engagement and relationship building will ensure sustainable ways of keeping the area cleaner</p> <p>Reduced confusion and increased reporting</p>	<p>Zarina Khan, Waste Management</p> <p>Nottingham City Homes, City Services and Community Protection</p> <p>Neighbourhood Action Team</p>

		which service		
	<p>Reduce inappropriate all day parking which impacts negatively on the Ward</p> <p>Improve parking issues around schools and reduce all day parking</p>	<p>Consult with community to consider waiting restrictions around Bluecoat</p> <p>Ditto Old Nuthall Road to enable customers to park at local businesses</p> <p>Consultation with community to consider parking restrictions</p>	Improved neighbourhoods and increased economic activity	Traffic and Parking
<b>Families and Children</b>	<p>Ensure co-ordinated good quality provision for young people based on need</p> <p>Improve play and youth facilities and provision</p>	<p>Map the Ward in terms of provision, partners, needs, young people's priorities, inequalities and existing usage</p> <p>Create a youth forum network for the Ward</p> <p>Signpost to activities close to ward boundaries</p> <p>Create 1 weekly play session in a local venue</p> <p>Create 1 weekly youth session in a local venue</p>	<p>Better picture of need and provision will enable gap analysis and identifying priorities for future work</p> <p>Joined up work, shared best practise, efficient use of resources</p> <p>Leen Valley Young people know where to go; result in increased attendance</p> <p>Positive activities available for young people and reduced crime</p>	Children and Families Team

	Ensuring safeguarding and early interventions issues are addressed and improved	<p>Ensure physically active pursuits are included in the provision</p> <p>Ensure NAT Team have awareness to make referrals</p>	<p>Positive impact on health including obesity and mental health</p> <p>Families are given the support they need at the time they need it</p>	
<b>Health</b>	<p>Reduce Cardio-Vascular Disease Raise Awareness of lifestyle risk factors</p> <p>Develop greater understanding of health needs and usage in Leen Valley Ward</p> <p>Increase physical activity Increase the uptake of cycling in the Ward</p>	<p>To recruit local people to the 'Changemaker' programme and to volunteer on the 'Changemaker' programme</p> <p>Signpost to free health activities e.g. slimming world and 'Go for it'.</p> <p>Distribute signposting booklet</p> <p>Conduct survey to determine this</p> <p>Set up guided walks to raise awareness of the ward and its visually attractive spots</p>	<p>Reduced deaths and illness. Improved early detection</p> <p>Increased volunteering in the Ward</p> <p>Survey will inform future development of priorities</p> <p>Improved physical, social and mental health</p>	<p>Health</p> <p>Travelright</p>



		<p>Develop cycle training</p> <p>Conduct a cycling and audit to determine barriers to cycling</p> <p>Explore placing cycle locking facilities in the most appropriate place based on the results of the audit</p> <p>Determine interest in a bike maintenance course in the Ward; hold course if enough people interested</p>	<p>More inclusive and greater numbers of people with confidence and skill to cycle</p> <p>Understanding of barriers will enable effective design of interventions to remove them</p> <p>Safe storage will remove a barrier to cycling</p> <p>Increased affordability of cycling and empowered by new skill</p>	
<b>Working</b>	<p>Provide opportunities to develop skills for work by engaging in volunteering and community activities</p> <p>Improve access to jobs and training</p> <p>Ensure transport</p>	<p>Support voluntary sector agencies in Leen Valley and assist them in promoting and recruiting volunteers from the local Community</p> <p>Signpost Residents to voluntary sector agencies</p> <p>Active recruitment of volunteers to the 'Changemaker' programme</p> <p>Work with Employment and Skills to ensure they link to Leen Valley Events</p> <p>Conduct a travel infrastructure audit</p>	<p>Improved readiness for work</p> <p>More people in volunteering</p> <p>Reduced unemployment of local people</p> <p>Removal of barrier to work</p>	<p>NCC</p> <p>Travelright NCC</p>

	<p>infrastructure supports access to work Raise awareness of jobs available and support to apply for them</p> <p>Promote employer awareness of apprenticeship scheme and support available to recruit local people</p>	<p>of the Ward to ensure transport to potential working venues is good</p> <p>Provide bikes on loan to people who need them for work</p> <p>Link closely to employment agencies, invite to events, signpost residents to them</p> <p>Work with apprentice hub to target employers in the ward and sell the benefits of the scheme</p>	<p>Reduced unemployment</p> <p>More apprentices recruited to local employers</p>	<p>Employment Hub</p>
--	--	---	--	-----------------------

# Leen Valley Community Engagement

## Community Meetings

Group	Date	Venue
Neighbourhood Coffee Evening and Christmas Lights Switch on	18 <sup>th</sup> December	David Lloyd Fitness Centre

## Future Events and Activities Planned

Event	Lead Partners	Date/ Time	Venue
Bluecoat Democracy and Voter Registration Event	Locality Management, Bluecoat Academy and Democratic Services	To be confirmed	Bluecoat Academy, Aspley Lane
Budget Consultation	Locality Management	27.01.15 – 5.00 – 8.30pm	Bluecoat Academy, Aspley Lane

# **Finance**

## **Ward Councillor Budgets**

Total Amount allocated this period £750.00

Total amount committed this period £45, 42.00

Budget Remaining Unallocated £48,286.76 (2014-2015)

## **Area Capital Fund**

Total Amount allocated this period £65,942

Budget Remaining Unallocated £5,746 (2013-2015)

## **Others – Section 106**

None this period

## **NCH ‘Environmentals’**

Total Amount Committed £0

Budget Remaining Unallocated £21,899.33

## **Other Funding**

None

# SUMMARY PERFORMANCE REPORT

## AREA 3 : Quarter 3

### Aspley, Bilborough and LeenValley

Please note that Quarter 3 data is only available for Crime. Quarter 3 data for Fire, Public Realm and Unemployment will be included when available.

Area 3 Total	Category	Qtr 1				Qtr 2				Qtr 3				Year to Date			
		2013-14	2014-15	Volume +/-	% Change	2013-14	2014-15	Volume +/-	% Change	2013-14	2014-15	Volume +/-	% Change	2013-14	2014-15	Volume +/-	% Change
	Criminal Damage	166	136	-30	-18%	161	147	-14	-9%	143	128	-15	-10%	470	411	-59	-13%
	Theft	182	188	6	3%	195	137	-58	-30%	122	167	45	37%	499	492	-7	-1%
	Violence	262	215	-47	-18%	211	248	37	18%	198	184	-14	-7%	671	647	-24	-4%
	Dwelling Burglary	85	60	-25	-29%	87	65	-22	-25%	73	53	-20	-27%	245	178	-67	-27%
	All Crime	979	852	-127	-13%	956	871	-85	-9%	799	744	-55	-7%	2734	2467	-267	-10%
	ASB	523	673	150	29%	641	722	81	13%	461	423	-38	-8%	1625	1818	193	12%
Average Qtrly score	Deliberate Fires	30	26	-4	-13%	34	27	-7	-21%				-53%				-24%
	Cleanliness Score	87	85	-2	-3%	84	87	3	3%				-67%				-22%
	Graffiti	174	50	-124	-71%	77	34	-43	-56%				-93%				-72%
	Fly-Tipping	239	131	-108	-45%	227	139	-88	-39%				-83%				-52%
	Dog Fouling	573	249	-324	-57%	472	405	-67	-14%				-60%				-44%
	Unemployment	7112	5279	-1833	-26%	6147	4626	-1521	-25%				-100%				-26%

Ward	Category	Qtr 1				Qtr 2				Qtr 3				Year to Date			
		2013-14	2014-15	Volume +/-	% Change	2013-14	2014-15	Volume +/-	% Change	2013-14	2014-15	Volume +/-	% Change	2013-14	2014-15	Volume +/-	% Change
Aspley	Criminal Damage	67	66	-1	-1%	67	66	-1	-1%	73	75	2	3%	207	207	0	0%
	Theft	71	76	5	7%	80	45	-35	-44%	53	83	30	57%	204	204	0	0%
	Violence	130	104	-26	-20%	102	114	12	12%	98	101	3	3%	330	319	-11	-3%
	Dwelling Burglary	30	19	-11	-37%	37	27	-10	-27%	29	15	-14	-48%	96	61	-35	-36%
	All Crime	418	370	-48	-11%	415	383	-32	-8%	363	383	20	6%	1196	1136	-60	-5%
	ASB	245	282	37	15%	283	302	19	7%	178	189	11	6%	706	773	67	9%
Average Qtrly score	Deliberate Fires	15	13	-2	-13%	17	15	-2	-12%				-83%				-24%
	Cleanliness Score	88	84	-4	-5%	80	87	7	9%				-67%				-22%
	Graffiti	112	19	-93	-83%	57	7	-50	-88%				-96%				-86%
	Fly-Tipping	133	64	-69	-52%	137	47	-90	-66%				-90%				-66%
	Dog Fouling	326	132	-194	-60%	332	209	-123	-37%				-64%				-52%
	Unemployment	3647	2724	-923	-25%	3218	2390	-828	-26%				-100%				-25%

Ward	Category	Qtr 1				Qtr 2				Qtr 3				Year to Date			
		2013-14	2014-15	Volume +/-	% Change	2013-14	2014-15	Volume +/-	% Change	2013-14	2014-15	Volume +/-	% Change	2013-14	2014-15	Volume +/-	% Change
Bilborough	Criminal Damage	61	48	-13	-21%	63	63	0	0%	45	34	-11	-24%	169	145	-24	-14%
	Theft	51	54	3	6%	65	39	-26	-40%	40	43	3	8%	156	136	-20	-13%
	Violence	88	73	-15	-17%	70	90	20	29%	70	59	-11	-16%	228	222	-6	-3%
	Dwelling Burglary	34	22	-12	-35%	30	27	-3	-10%	26	22	-4	-15%	90	71	-19	-21%
	All Crime	351	297	-54	-15%	326	317	-9	-3%	275	221	-54	-20%	952	835	-117	-12%
	ASB	194	282	88	45%	251	296	45	18%	166	182	16	10%	611	760	149	24%
Average Qtrly score	Deliberate Fires	5	11	6	120%	9	5	-4	-44%				-100%				-20%
	Cleanliness Score	86	85	-2	-2%	87	87	1	1%				-67%				-23%
	Graffiti	45	26	-19	-42%	13	26	13	100%				-91%				-40%
	Fly-Tipping	75	54	-21	-28%	66	77	11	17%				-76%				-24%
	Dog Fouling	207	85	-122	-59%	116	135	19	16%				-59%				-41%
	Unemployment	2425	1838	-587	-24%	2060	1570	-490	-24%				-100%				-24%
Ward	Category	Qtr 1				Qtr 2				Qtr 3				Year to Date			
		2013-14	2014-15	Volume +/-	% Change	2013-14	2014-15	Volume +/-	% Change	2013-14	2014-15	Volume +/-	% Change	2013-14	2014-15	Volume +/-	% Change
Leen Valley	Criminal Damage	38	22	-16	-42%	31	18	-13	-42%	25	19	-6	-24%	94	59	-35	-37%
	Theft	60	58	-2	-3%	50	53	3	6%	29	41	12	41%	139	152	13	9%
	Violence	44	38	-6	-14%	39	44	5	13%	30	24	-6	-20%	113	106	-7	-6%
	Dwelling Burglary	21	19	-2	-10%	20	11	-9	-45%	18	16	-2	-11%	59	46	-13	-22%
	All Crime	210	185	-25	-12%	215	171	-44	-20%	161	140	-21	-13%	586	496	-90	-15%
	ASB	84	109	25	30%	107	124	17	16%	117	52	-65	-56%	308	285	-23	-7%
Average Qtrly score	Deliberate Fires	10	2	-8	-80%	8	7	-1	-13%				100%				-29%
	Cleanliness Score	88	87	-1	-2%	87	87	0	0%				-68%				-23%
	Graffiti	17	5	-12	-71%	7	1	-6	-86%				-86%				-77%
	Fly-Tipping	31	13	-18	-58%	24	15	-9	-38%				-71%				-54%
	Dog Fouling	40	32	-8	-20%	24	61	37	154%				-35%				22%
	Unemployment	1040	717	-323	-31%	869	666	-203	-23%				-100%				-31%